

Final validated data 2022/2023

Progress in reading, writing and maths

Reading

Number of pupils = 42

Pupils with adjusted scores = 0

Average -0.20

Confidence interval
-2.1 to 1.7

Writing

Number of pupils = 45

Pupils with adjusted scores = 0

Average -1.44

Confidence interval
-3.2 to 0.3

Maths

Number of pupils = 43

Pupils with adjusted scores = 0

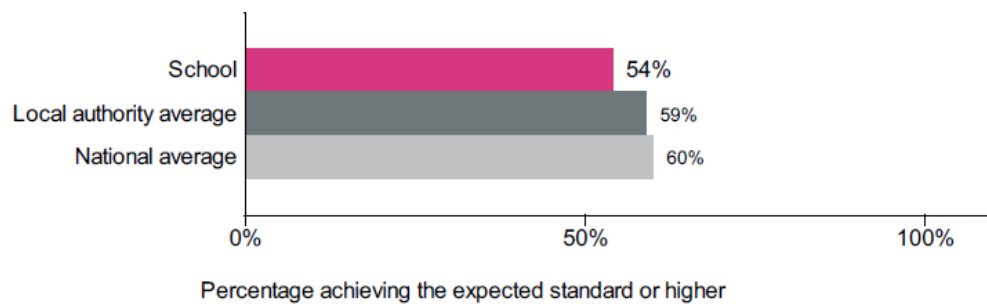
Average -0.24

Confidence interval
-2.0 to 1.5

Reading, writing and maths combined

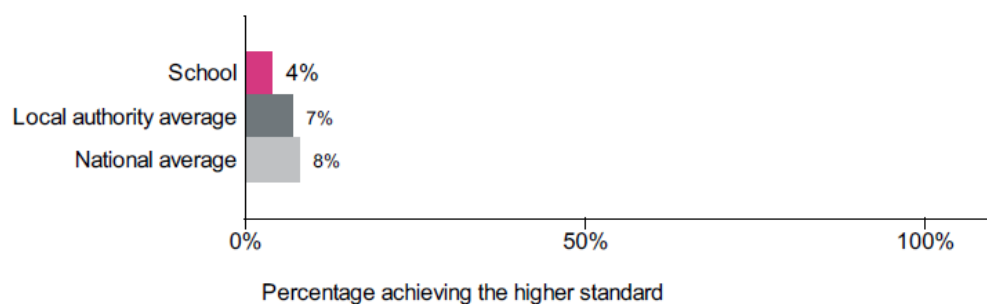
Percentage of pupils achieving the expected standard or higher

Number of pupils = 46



Percentage of pupils achieving the higher standard

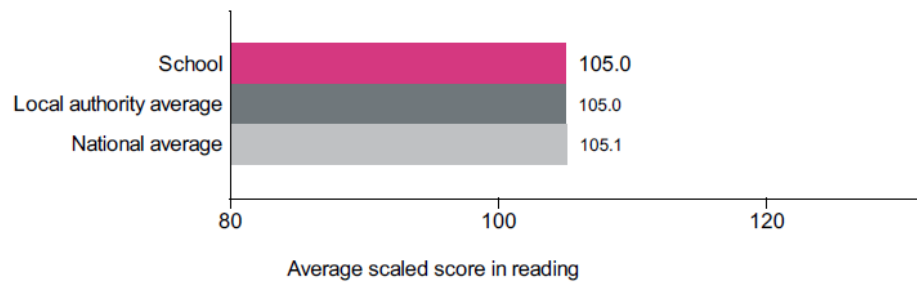
Number of pupils = 46



Average scaled score in:

Reading

Number of pupils = 46



Maths

Number of pupils = 46

