


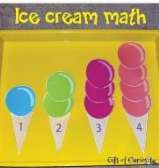


A Snapshot of our week

Here are some ideas and activities that we would have been doing in nursery this week. In nursery we do lots of play based learning and follow the children's interests and lead to develop and extend their play. For the next few weeks our theme is based around construction, buildings and demolition! I have tried to adapt the activities around the toys and resources you might have at home. If you have any questions or need anything please don't hesitate to email me on the class email: snowdrop@st-james.derbyshire.sch.uk

Theme: Summer and The Seaside		Week Commencing: 12.7.21
Book:	Colour of the week: Green	

<p>Personal, Social and Emotional</p> <ul style="list-style-type: none"> We were going to play games such as ring o ring a roses, What's the time Mr Wolf?. If you have brothers and sisters at home you might be able to play a few ring games with them. - Friday 	<p>Communication and Language</p> <ul style="list-style-type: none"> Share a story together and see if you can find props to bring the story to life. We have several story sacks at school which we use to develop the children's language and communication skills. Some examples are; The tiger who came for tea, The Gruffalo, Dear Zoo, Whatever Next!. - Thursday 	<p>Physical Development</p> <ul style="list-style-type: none"> Make a flag by cutting out a rectangle and sticking a straw or stick to it. You could have a go at designing something to go on your flag. You could then have a go at making a sandcastle to put your flag on. - Tuesday If you have any tweezers you could practice your fine motor skills by picking up small objects. You could use beads, pom poms or pasta. We were going to use beads and decorate the ice cream template. - Monday Cut out a starfish carefully following the line. We are going to paint and add texture to the starfish by adding oats. - Thursday 	
<p>Literacy</p> <ul style="list-style-type: none"> Phase 1 phonics – Mrs Browning has a box, digging for treasure – talk about the initial sound, listen to the beat. You could practice your name writing, mark making and letter shapes. We practice this daily at school. - To further extend the children who are able to write their name confidently we would be developing their letter formation. It is important that children learn to form the letters correctly and write in lowercase unless it is the start of a sentence or a name.- Tuesday 	<p>Maths</p> <ul style="list-style-type: none"> The number of the week is 8. There is a little video we were going to watch about 8. - Monday https://www.youtube.com/watch?v=niUjKaeCtY Make a ramp inside or outside using pieces of wood, a slide or cardboard. Push cars down the ramp, have long paper with numbers on. What number did your car go to? Concentrate on 1-5 and then you can extend to 10 if your child is confident in recognising them. - Monday Make number ice creams – you could add a specific number of scoops and then have a go at writing the numeral. - Wednesday Draw or print out an octopus and label the tentacles 1-8. If you have any hoops in the house you could count out the correct number for each tentacle or use your finger to print instead. Friday   	<p>Understanding the World</p> <ul style="list-style-type: none"> We were going to be exploring the iPad further and learning how to take photographs on it. I wonder if you could find some interesting things at home to take photos of. - Monday 	<p>Expressive Arts and Design</p> <ul style="list-style-type: none"> If you have a sand pit outside you could practice making sand castles! – Wednesday As we were going to dress up for our party on Wednesday why not put on your favourite costume. You could upload a photo to Tapestry! - Wednesday Ice cream Parlour – why not make your own ice cream parlour by scrunching up different coloured paper (this is very good for fine motor development!) and use cones and scoops to extend this imaginative play. 