


This week's letter sounds - Phonics




Reception -Sunflowers (Year 1)

Date: w/c: 19.10.20

<p style="text-align: center;"><u>Phonics</u> <u>Letters and Sounds</u> <u>Phase 3</u></p> <p>Set 6: j v w x Set 7: y z zz qu Consonant Digraphs: ch sh th ng Vowel Digraphs: ai ee igh oa oo ar or, ur, ow, oi, ear</p>	Phase 3 Vowel Digraphs			
	<p style="text-align: center;">air</p> <p>air is a vowel trigraph which means it is made up of two letter shapes but it only makes one sound</p>	<p style="text-align: center;">ure</p> <p>ure is a vowel trigraph which means it is made up of two letter shapes but it only makes one sound</p>	<p style="text-align: center;">er</p> <p>er is a vowel digraph which means it is made up of two letter shapes but it only makes one sound</p>	<p>Please spend some time this half term recapping: Set 6&7 sounds Consonant Digraphs Vowel Digraphs</p>
<p style="text-align: center;"><u>Tricky words</u></p> <p>Tricky words cannot be sounded out easily. They are common words that have complex spellings in them. We learn to read and write tricky words by sight.</p>	 <p>Geraldine Giraffe learns air</p>	<p>"Geraldine Giraffe learns ure"</p>	<p>"Geraldine Giraffe learns er"</p>	
<p style="text-align: center;"><u>Phase 3 Tricky Words</u></p> <p>he she we me be was you they all are my her</p> <p>Tricky Word Song: Phase 3 https://www.youtube.com/watch?v=R087IYrRpgY</p>	<p style="text-align: center;">air</p> <p>fair, hair, airport, lair, pair</p>	<p style="text-align: center;">ure</p> <p>sure, pure, assure, manure, secure</p>	<p style="text-align: center;">er</p> <p>ladder, hammer, boxer, better, summer</p>	
	<p>Please practice the following:</p> <ul style="list-style-type: none"> • Read and write this week's sounds. • Read and write the suggested words for this week's sounds • Select one or two focus words to write in a sentence remembering to include; a capital letter, finger spaces and a full stop. <p>Alphablocks have produced some great episodes which will help to consolidate your child's phonic knowledge at home. These episodes can be found on YouTube and BBC Iplayer.</p> <p style="text-align: center;">Thank you for your continued support.</p>			

This week's letter sounds - Phonics

Rhymes for letter formation - taken from Read Write Inc.

					
nd the apple down the	Down the laces to the heel and around the toe.	Curl around the caterpillar.	Around the dinosaurs bottom, up his tall neck & down to his toes.	Lift off the top and scoop out the egg.	Down the stem and draw the leaves.
					
nd the girls down her and give her	Down the head, to his hooves and over his back.	Down the body and dot for the head.	Down his body, curl, dot for his head.	Down the kangaroo's body tail and leg.	Down the long leg.
					
n Maisie, tain, tain.	Down Nobby and over his net.	All around the orange.	Down the pirates plait and around his face.	Round her head, up past her earring, down her hair, and flick.	Down the robots back and curl over his arm.
					
er down the	Down the tower, across the tower.	Down and under, up to the top and draw the puddle.	Down a wing, up a wing.	Down, up, down, up.	Down the arm and leg, repeat the other side.
					
n a horn, up a and under	Zig-zag-zig.				