



# This week's letter sounds - Phonics

Reception - Bluebells and Sunflowers (Reception)

Date: w/c: 19.10.20



























<b>Phonics</b> <b>Letters and Sounds</b> <b>Phase 2</b> Set 1: s a t p Set 2: i n m d Set 3: g o c k Set 4: c k e u r Set 5: h, b, l, ll, f, ff, ss	Phase 2 set 5				
	h	b	l/ll	f/ff	ss
<b>Tricky words</b> Tricky words cannot be sounded out easily. They are common words that have complex spellings in them. We learn to read and write tricky words by sight.	 <a href="https://www.youtube.com/watch?v=EU1M Pzpuvvo">https://www.youtube.com/watch?v=EU1M Pzpuvvo</a> Geraldine Giraffe learns h	"Geraldine Giraffe learns b"	"Geraldine Giraffe learns l"	"Geraldine Giraffe learns f"	"Geraldine Giraffe learns ss"
	h had, him, his, hot, hut. hop. hat, has, hack,	b but, big, back, bed, bun, bat, bucket	l lap, let, lot, tell, dull, laptop	f of, if, fun, puff, cuff	ss less, hiss, mess, boss, kiss, fusspot
to the I go no into <a href="https://epicphonics.com/teachers/phase/2/tricky_words">https://epicphonics.com/teachers/phase/2/tricky_words</a>	Practise letter formation (attached). Ask an adult to say the word and you write it.	Sound out these words e.g. b-i-g	Hear it and say it See it and say it Say it and write it	 Find 3 containers and write labels h, b, l, f - what objects can you find around the house with these initial sounds?	Hear it and say it See it and say it Say it and write it

## This week's letter sounds - Phonics

--	--	--	--	--	--

# This week's letter sounds - Phonics

Rhymes for letter formation - taken from Read Write Inc.

<p>a</p>  <p>Around the apple and down the leaf.</p>	<p>b</p>  <p>Down the laces to the heel and around the toe.</p>	<p>c</p>  <p>Curl around the caterpillar.</p>	<p>d</p>  <p>Around the dinosaurs bottom, up his tall neck &amp; down to his toes.</p>	<p>e</p>  <p>Lift off the top and scoop out the egg.</p>	<p>f</p>  <p>Down the stem and draw the leaves.</p>
<p>g</p>  <p>Around the girls face, down her hair and give her a curl.</p>	<p>h</p>  <p>Down the head, to his hooves and over his back.</p>	<p>i</p>  <p>Down the body and dot for the head.</p>	<p>j</p>  <p>Down his body, curl, dot for his head.</p>	<p>k</p>  <p>Down the kangaroo's body tail and leg.</p>	<p>l</p>  <p>Down the long leg.</p>
<p>m</p>  <p>Down Maisie, mountain, mountain.</p>	<p>n</p>  <p>Down Nobby and over his net.</p>	<p>o</p>  <p>All around the orange.</p>	<p>p</p>  <p>Down the pirates plait and around his face.</p>	<p>q</p>  <p>Round her head, up past her earring, down her hair, and flick.</p>	<p>r</p>  <p>Down the robots back and curl over his arm.</p>
<p>s</p>  <p>Slither down the snake.</p>	<p>t</p>  <p>Down the tower, across the tower.</p>	<p>u</p>  <p>Down and under, up to the top and draw the puddle.</p>	<p>v</p>  <p>Down a wing, up a wing.</p>	<p>w</p>  <p>Down, up, down, up.</p>	<p>x</p>  <p>Down the arm and leg, repeat the other side.</p>
<p>y</p>  <p>Down a horn, up a horn and under head.</p>	<p>z</p>  <p>Zig-zag-zig.</p>				