

5-10 minutes activities spread throughout the day are better than longer activities.

Challenge 1

Literacy Our story this week is Whatever



next by Jill Murphy
Listen to the story

<https://www.youtube.com/watch?v=6c5cb0u0rPM>

Write like an Astronaut



Tape some paper under the table and pretend to be an astronaut, what can you write? Felt tips work really well.

Challenge 2

Art

Recycled bottle rocket

Make your own rocket to blast off to space .



Make your own space helmet and oxygen tanks ready for a trip to the moon



Challenge 3

Communication and language


Collect together the items from the story, things that you need to go to space




Rocket, Colander, boots, teddy, food.

Take turns to choose an item, Say the sentence after choosing an item, "I went to the moon and I took a superfast rocket" If your child is able try adding on two items.

Talk about all of the things you might need to fly to the moon, don't forget your camera.

Don't forget to make your teddy a helmet.



<p>Challenge 4</p> <p>Maths</p> <p>Below are links to two maths activities. See details below</p>	<p>Challenge 5</p> <p>Understanding the world</p> <p>There is no gravity in space so everything floats. This must make doing simple things really difficult.</p> <p>How to have a drink in space https://www.youtube.com/watch?v=jYicNMK8PqI</p> <p>How to sleep in space https://www.youtube.com/watch?v=UyFYgeE32f0</p> <p>Having fun in space https://www.youtube.com/watch?v=Otb_IHfMj_w</p> <p>Find out what else astronauts have to do in space</p> <p>Why not make some space rock cakes? https://rainydaymum.co.uk/space-rock-cake-recipe/ https://rainydaymum.co.uk/space-rock-cake-recipe/</p>  <p>SPACE ROCK CAKES COOKING WITH KIDS</p> <p>The image shows a white plate with several golden-brown cookies studded with chocolate chips and dusted with a reddish powder. The text 'SPACE ROCK CAKES' and 'COOKING WITH KIDS' is overlaid on the top left of the image.</p>	<p>Challenge 6</p> <p>Physical</p> <ul style="list-style-type: none"> • Join Joe Wickes at 9 am on youtube • Cosmic yoga space picnic https://www.youtube.com/watch?v=d85dw-AcAaU   <p>Balloon Rockets</p> <p>Balloon rockets - This is a great fun way to learn about forces https://discoverexplorelern.com/balloon-rockets/</p> <p>The top image shows a woman in a blue space suit standing in a space-themed background with a red rocket. The bottom image shows a red balloon with a straw inserted and secured with blue tape, used as a simple rocket model.</p>
--------------------------------------------------------------------------------------------------------------	--------------------------------------------------------------------------------------------------------------------------------------------------------------------------------------------------------------------------------------------------------------------------------------------------------------------------------------------------------------------------------------------------------------------------------------------------------------------------------------------------------------------------------------------------------------------------------------------------------------------------------------------------------------------------------------------------------------------------------------------------------------------------------------------------------------------------------------------------------------------------------------------------------------------------------------------------------------------------------------------------------------------------------------------------------------------------------------------------------------------------------------------------------------------------------------------------------------------------------------------------------------------------------------------------------------------	-----------------------------------------------------------------------------------------------------------------------------------------------------------------------------------------------------------------------------------------------------------------------------------------------------------------------------------------------------------------------------------------------------------------------------------------------------------------------------------------------------------------------------------------------------------------------------------------------------------------------------------------------------------------------------------------------------------------------------------------------------------------------------------------------------------------------------------------------------------------------------------------------------------------------------

Maths Challenges - 6.7.20

If you haven't already had a look at [oxfordowl.co.uk](https://home.oxfordowl.co.uk) - check it out. There are some great fun maths activities and online games for children of all ages as well as some helpful guidance for parents. <https://home.oxfordowl.co.uk/kids-activities/fun-maths-games-and-activities/>


Below are a few for you to try. Have fun.

Sort the Shapes

- Save your lolly pop sticks and arrange them to make 2d shape. E.g. three sticks for a triangle. Encourage your child to describe each shape, count the sides and corners etc.
- Sort 2D shapes by their features E.g. shapes with curved sides, shapes with 4 sides, shapes with corners etc.
- Have a look at some simple 3d shapes around your home. Can they spot any 2D shapes in them.
- Draw 2d shapes into a tray of shaving foam. Turn the shapes into pictures

Sort the shapes

Draw lines to match the shapes that are the same. Can you name the shapes?



Can you find any of the shapes around the house or in the garden?




Make a pattern

- Use your coloured socks to make a two colour repeating pattern.
- Make a fruit kebab pattern.
E.g. apple, banana, apple, banana etc.
- Use lego/duplo/beads to make a colour pattern.
- Collect a range of natural materials to make patterns.
E.g. stick, stone, conker, stick, cone conker, You might want to change up the pattern E.g. stone, stone, stick, stone, stone, stick.

Make a pattern

Use three different colours to colour in the T-shirts and make a pattern on the washing line.



Draw a T-shirt and add your own design to it. Can you make a pattern on the T-shirt?



Print
Save as
Share
Read aloud

Songs to sing

5 little men in a flying saucer<https://www.bbc.co.uk/teach/school-radio/nursery-rhymes-five-little-men-in-a-flying-saucer/z6qgscw>

Space rocket song https://www.youtube.com/watch?v=SAHy_2IFFGA

Share a Book or Listen to a story :

Goodnight spaceman -https://www.youtube.com/watch?v=k4UH_5pKvHo

Man on the moon - <https://www.youtube.com/watch?v=Rt5zQ1UO6rE>

Mrs Kennett and Miss Taylor