


# Time Machines




I hope you enjoy all the tasks on these pages. Remember to email your wonderful work to me on [cornflower@st-james.derbyshire.sch.uk](mailto:cornflower@st-james.derbyshire.sch.uk).

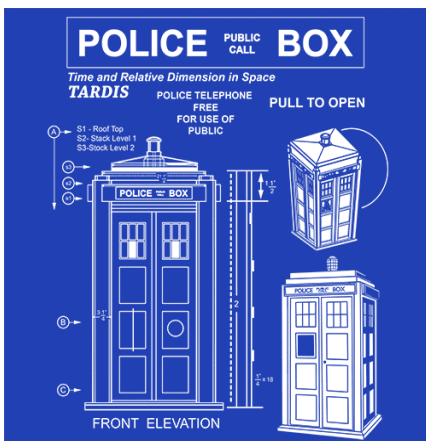
**The Time Machine** is a science fiction novella by **H. G. Wells**, published in 1895 (What is a novella?). The work is generally credited with the popularization of the concept of **time** travel by using a vehicle or device to travel purposely and selectively forward or backward through **time**.

This video shows how H.G. Wells' books pioneered science fiction ideas of the future:

<https://www.bbc.co.uk/programmes/p029rth9>



If you built a time machine, what would it look like on the outside? Could you be a technical drawer like a real engineer and draw a diagram of it and label its features? You could draw it from different elevations to show what it looks like from different angles. What would you call it?



Read the extract on the extra page describing what it feels like to travel in a time machine. Would you like it?

## The TARDIS

**TARDIS** is an acronym for "Time And Relative Dimension In Space". It is a fictional time machine that appears in the British science fiction television series Doctor Who and its various spin-offs.

The TARDIS is much larger inside than it looks on the outside. What would the inside of your time machine be like? Can you draw and label it? What do all the different buttons do? Does it have any special features?

Have you ever watched Doctor Who? Here is a fab website with puzzles:

<https://www.doctorwho.tv/staying-in-the-tardis/#>

*Staying in the TARDIS*: There's amazing things out there in the universe, but life at home can be an adventure too. Here inside the TARDIS you can find lots of fun activities to do at home such as recipes, printable colouring sheets, dot-to-dots, free audio adventures, quizzes and puzzles from the vortex. Get exploring, it's bigger on the inside after all...

# Time Travellers



Read instructions and watch a video of how to make a junk model time machine! Also use the sheet to help you.

<https://www.pbs.org/parents/crafts-and-experiments/diy-cardboard-time-machine>

Remember, as a time traveller, you don't want to stand out too much! Look at these time machines disguised as other objects. How could you disguise your time machine? What would you wear so you don't draw attention to yourself?

**Capture the moment by making a time capsule!**

<https://www.bbc.co.uk/cbbc/watch/dennis-and-gnasher-unleashed-time-capsule>

What would you put in a time capsule? Look at the ideas from Blue Peter's Diamond Time Capsule <https://www.bbc.co.uk/cbbc/findoutmore/bp-what-is-in-the-diamond-time-capsule> then fill in the sheet on the class website.



**Should time travel be banned? What do YOU think?**

<https://www.bbc.co.uk/bitesize/topics/z9gcwmn/articles/z36t4qt>

Learn about Albert Einstein's **Theory of Relativity** and speed of light and time dilation.

[https://www.ducksters.com/science/physics/theory\\_of\\_relativity.php](https://www.ducksters.com/science/physics/theory_of_relativity.php)

[https://www.ducksters.com/science/physics/relativity\\_light\\_time.php](https://www.ducksters.com/science/physics/relativity_light_time.php)



If your parents are as old as me, they might remember the brilliant children's program **Mr. Benn**. Ask them about it! They could find an episode to show you on Youtube.

Whenever Mr. Benn tried on a costume in a mysterious shop, he inevitably stepped out of the changing room into a different time and place appropriate to his costume. At the end of each episode, Mr Benn discovered a little souvenir from his adventure meaning the adventure had been real after all.

**Where would you go in your time machine? Write about a souvenir you would take back home to 2020.**



**Games:** "The Time-Crimes of the Logonator"- 13 exciting time zones to escape by using logo commands.

**Serial Mash – Sapphires** - "The Time-Lock Adventure" story and activities. Hand in the '2Dos' for your teacher to mark.