

Bluebell Class Weekly Challenges (Reception): Week Commencing 29th June 2020

Life Skill Challenge: Clean your bedroom!

Put away any toys left on the floor, make your bed and check there's nothing under the bed that you have forgotten to put away! Ask a grown up to show you how to use the Hoover. Dust your shelves, desk, bedside table, clean the window. WELL DONE!

Challenge 1

Phonics

Continue with the Letters and Sounds YouTube channel.

https://www.youtube.com/channel/UCP_FbjYUP_UtldV2K_-niWw

Some more ideas: -

Phase 3

Epic phonics Phase 3 Reading machine

<https://epicphonics.com/teachers/phase/3>

Phase 2






Read and match the caption to the picture. Then choose a picture and write the caption independently.

Printable below - or make your own.

Keep practising those Phase 2, 3 (and 4 if appropriate) tricky words!

Can you find any tricky words in your story books at home?

Phase 2

	A pig in a bin.
	A cat can nap.
	A fat cat.
	A big red bus.
	A red hat.


Challenge 2


Maths "Oliver's Vegetables Series"

<https://whiterosemaths.com/homelearning/early-years/>

Extra Maths Challenge: addition to 10 or Favourite vegetables?

Carrot Club
Add the number of things and write your answers in the box.





Favourite Vegetables Tally Chart
Can you find out what your friends' favourite vegetables are? Keep a tally of the results.

Vegetable	Tally	Total
Carrots		
Broccoli		

Print/create a tally chart

to collect your results (printable on next page) Can you make a bar graph to show your results? Which vegetable was the most popular? If you remember we used a bar graph to compare the teachers' sunflowers.

<https://www.mathsisfun.com/data/bar-graph.html>

Independent Activities

- Carrot experiment - what happens when you place a carrot top in water? Let's find out!



- Sort through the fruit and vegetables in your kitchen into two groups - those which grow above the ground and those which grow below the ground.



Challenge 3

Literacy - National Oak Academy

<https://www.thenationalacademy.com/online-classroom/reception#schedule>

Story Time

Oliver's Vegetables


<https://www.youtube.com/watch?v=2yvllKqyVUc>

The Vegetables we Eat

<https://www.youtube.com/watch?v=cS1HzCv4IEA>

Can you make some vegetable characters?

Write character profiles for them - are they good or are they evil? Can you make up a story about them?



Challenge 4

Physical Development/Understanding the World

Can you and a grown-up make Oliver's vegetable soup? Recipe & instructions attached.

Draw pictures of your favourite fruit and vegetables - do they grow on trees or under the ground? You could look in some books, on the internet or talk to a grown-up to find out.

<https://www.youtube.com/watch?v=CdPRZ3wjCxA>

Oliver's vegetable soup

Ingredients: Carrots, Potatoes, Onions, Broccoli, Beans, Vegetable stock, Salt, Pepper.

Instructions: 1. Cut off the tops and bottoms of the carrots, potatoes and onions. 2. Wash the rest vegetables and put in the pan. 3. Add the vegetable stock and water. 4. Bring to the boil and simmer for 15 minutes. 5. Either serve when cooled or for a healthier soup, blend before serving.



- Get the paint out and have fun with fruit and vegetable stamping!



A pig in a bin.



A cat can nap.



A fat cat.



A big red bus.



A red hat.


Oliver's vegetable soup



twinkl.co.uk

Ingredients:

- 2 carrots
- 2 parsnips
- 1 onion
- 1 pint of water
- 2 vegetable stock cubes



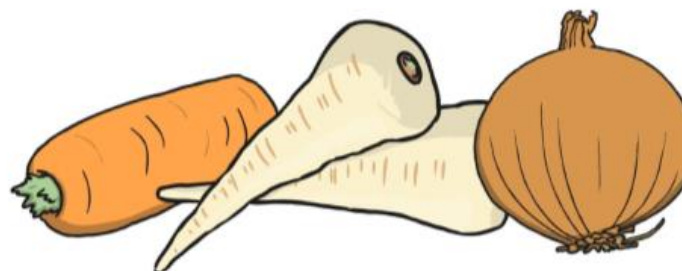
twinkl.co.uk

Equipment:

- Knife
- Chopping board
- Cooking pot
- Blender (optional)




twinkl.co.uk



1. Cut off the tops and bottoms of the carrots, parsnips and onion.

twinkl.co.uk



2. Scrub the root vegetables and peel the onion.

twinkl.co.uk



3. Cut all the vegetables into cubes.

twinkl.co.uk



4. Put the vegetables into a saucepan with the water and stock cubes.

twinkl.co.uk



5. Bring to the boil and simmer until the vegetables are tender.

twinkl.co.uk







6. Either serve when cooled or for a smoother soup, blend before serving.

twinkl.co.uk

Carrot Club








Add the number of things and write your answers in the box.



Favourite Vegetables Tally Chart

Can you find out what your friends' favourite vegetables are?

Keep a tally of the results.

Vegetable	Tally	Total
Carrots 		
Broccoli 		
Potatoes 		
Sprouts 		
Beetroot 		
Peppers 		
Onions 		
Other		

