

Challenge 1

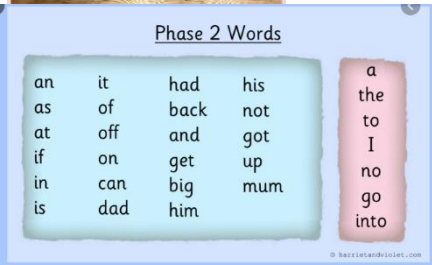
Phonics

Continue with the Letters and Sounds YouTube channel.
https://www.youtube.com/channel/UCP_FbjYUP_UtldV2K_-niWw



Some practical games for phonics:

Phase 2 words then continue to phase 3 & 4.



Tricky word balloon pop & tricky word hopscotch
 Play buried treasure on Phonics Play
<https://new.phonicsplay.co.uk/>

Challenge 3

Literacy - National Oak Academy

<https://www.thenational.academy/online-classroom/reception#schedule>

Story Time

Jakes First Day e-book

<https://www.twinkl.co.uk/resource/tf-l-124-jakes-first-day-ebook>

Portside Pirates by Oscar Seaworthy

<https://www.youtube.com/watch?v=qAngsMJD3I>

Penguins make bad Pirates

<https://www.youtube.com/watch?v=usMEVqz4CrU>

Can you write a message in a bottle from a desert island?

Can you make a WANTED poster for a pirate?

<https://www.twinkl.co.uk/resource/wanter-poster-template-t-t-2878>



Challenge 2

Maths

"Princess Mirror Belle and the Dragon Pox"

<https://whitosemaths.com/homelearning/early-years/>

Extra Maths Challenge: Position and Direction

<https://www.youtube.com/watch?v=g--0Tinc7ZY>

MATH JOURNEY WITH A PIRATE (pirate song for kids that reviews positional words and subitizing)



Make a Treasure Map!

Can you turn left and right? A full turn, a half turn and a quarter turn?

Can you give/follow instructions to find some treasure?



Can you make signs/clues that lead to some buried treasure? (Printables on next page)

Challenge 4

Understanding the World: Recycling

<https://www.bbc.co.uk/bitesize/clips/z9p9j6f>

<https://www.bbc.co.uk/cbeebies/joinin/how-to-get-kids-to-recycle>



After learning all about recycling and why it is so important, we would like you to make something USEFUL out of something which you would normally throw away! Here are a few ideas - have fun!

Independent Activities

- Physical - pencil control

<https://www.bing.com/videos/search?q=you+tube+write+numbers&docid=608017478639553713&mid=D69C6A980412EDC90690D69C6A980412EDC90690&view=detail&FO RM=VIRE>



Keep practising your number formation - use pens, pencils, chalk, water and paintbrushes on the floor - anything that you can mark make with!

- Music

Can you learn the song "What shall we do with the grumpy pirate?"

<https://www.youtube.com/watch?v=1TOHrq-C870>

you could then add your own instruments and perform it to us - send us a video!

- EAD

Make a telescope - use toilet/kitchen roll tubes.

Make a pirate flag - use

straws, paper, crayons.

Make a treasure chest - use cardboard boxes such as an old shoe box and decorate.

Make a sunken treasure bottle - use an old plastic bottle and fill with water and glitter or sand and glitter.


Make a pirate eye patch.


Make some treasure - pasta jewellery, painted stones to put in your treasure chest.

Make your own mermaid using a toilet roll tube.



Treasure Map

Put an  where the treasure is buried.




My Pirate Ship Flag Design

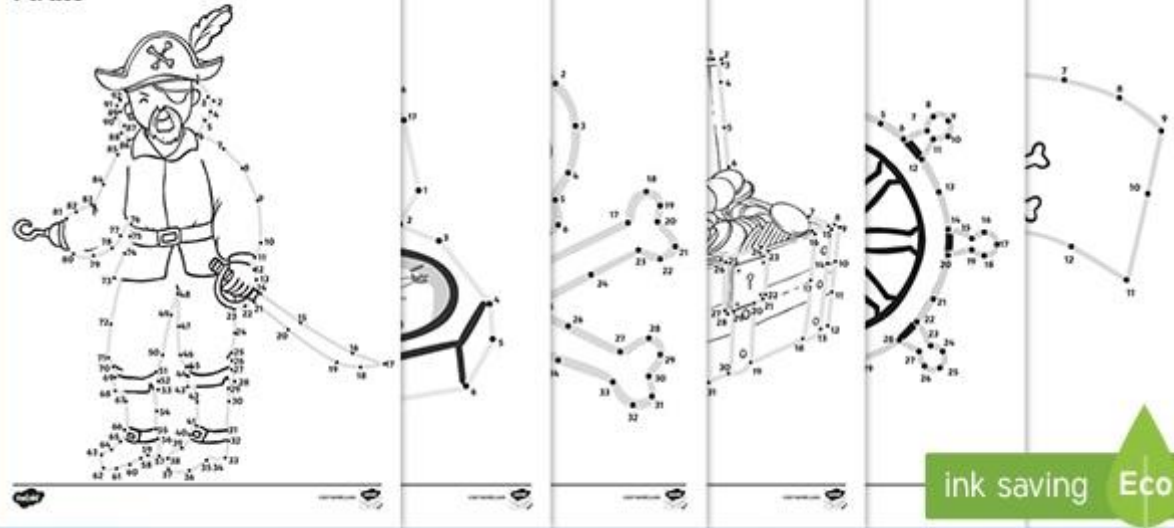




WANTED



Pirate



ink saving Eco

<https://www.twinkl.co.uk/resource/t-a-004-dot-to-dot-sheets-pirates>