An underwater scene with various coral and sea anemones in shades of orange, yellow, green, and blue. The background is a light blue gradient with soft, out-of-focus light spots.

This PowerPoint Presentation contains links to external websites. Please check that the content of external links is appropriate for the intended audience. Twinkl Ltd is not responsible for the content of external links.

BBC Teach:

Blue Planet Live Lesson




BBC Teach

Live Lessons



Watch the [BBC Teach Blue Planet Live Lesson](#) with your class.




Our Beautiful Blue Planet

Fascinating Facts

1

On Earth, there's more marine life than people.




2

All of our oceans are connected. Sharks are sea creatures that don't stay in one place. They swim around and move to different oceans.

3

In the seas and rivers, there are lots of tiny organisms called **plankton**. Lots of living things eat these plankton, but when mobula rays feed on them, the plankton lights up, turning fluorescent.



4

Plankton are really small, but are a really important part of the Earth's oxygen supply. All of the plankton, seaweeds and sea grasses make as much oxygen as the forests and grassy plains on Earth.



What Are We Doing?

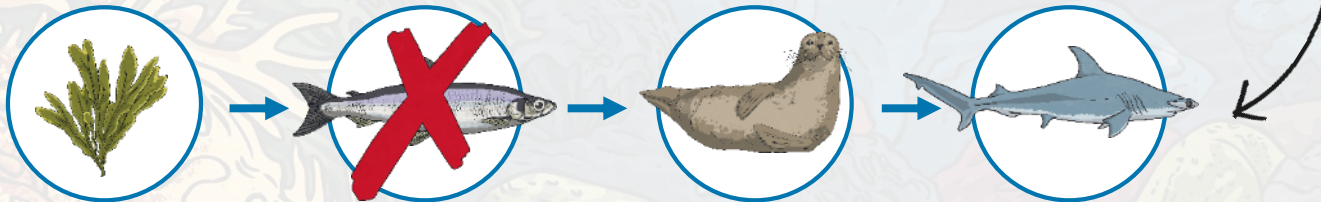
As humans, we are causing harm to our blue planet in these ways:

Overfishing

This is when too many fish are caught. If people catch too many fish, this affects many living things in the ocean.

Let's Look!

Living things all need to survive. Some creatures that live in the ocean eat plants, others eat different living things. This is called a food chain. If one part of the food chain is broken (like a type of fish being removed from the ocean by overfishing), then other things may not survive because they won't have food.



What Are We Doing?

Plastic pollution

This is when plastic gets into the seas and pollutes, or harms, the living things.



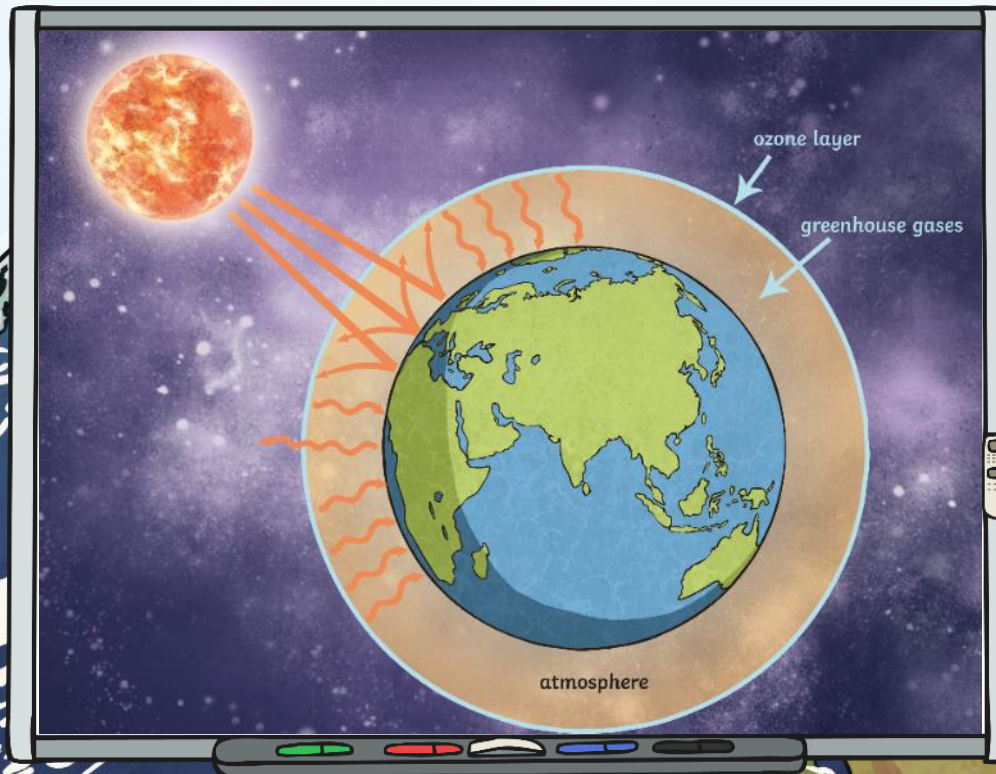
Let's Look!

When a person eats a prawn which has swallowed plastic, that person has also eaten some of the plastic.

- Plastic is a very useful material but is very hard to get rid of. It is not needed and can be burnt or buried. It is often thrown away in landfill and plastic in the sea can harm the dolphins and other sea creatures.
- Sometimes sea creatures eat plastic for food. If a whale eats plastic, it will be so full that it won't have enough room to eat. This can be bad for the whale.
- Plastic can also get into our food. If a piece of plastic gets into the food of living creatures, it can harm them.

We Need to Stop!

When these carbon dioxide gas molecules rise up into the air, they get trapped in the thin layer of gas that surrounds the Earth from the Sun (called the **atmosphere**) and warm the surface of the Earth. This is called **climate change**. As a result, the Earth is getting warmer and warmer, and this is called **global warming**.



We Need to Stop!

Global warming isn't good for our Earth as it heats everything up. It causes ice to melt in the Antarctic and sometimes this causes floods in other parts of the world.



Flooding and rising sea levels means that beaches become smaller. This poses a danger to many animals, such as the loggerhead sea turtle, which lays its eggs in a nest on the beach.



Additionally, the nests need to be the perfect temperature, as this affects whether the turtles will grow to become male or female. If the temperature keeps rising, more female turtles will be born than males. This increases the risk of this wonderful, already vulnerable species, becoming extinct.



How Can You Help?

There are lots of ways we can help protect our beautiful blue planet:



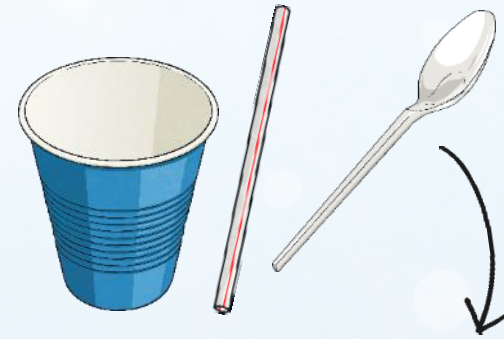
Recycle things, rather than throw them away.



Eat sustainable fish (that means fish that isn't allowed to be overfished, so we don't run out).



Help spread the message about looking after our oceans and recycling.



Stop using lots of plastics that could end up in the seas (even wet wipes can contain small amounts of plastic).

How Can You Help?

Can You Make a Recycled Plastic Sculpture?

Help spread the word in your community that we need to stop polluting our beautiful blue planet. You may work in small groups, classes or as a school-wide project.

You will need to write a **Plastic Amnesty Poster** to ask everyone in your school to bring in their recycled plastic. (When you ask someone to give something up or hand something over, this is called an amnesty.)

Next, you will need to design a sea creature that people's actions are putting in danger. You will make this sea creature out of the recycled plastics, to make everyone who sees it think about what harm plastic is causing.



Inspiration

Artists have already been making sculptures out of recycled plastic. Take a look at these for inspiration.



"270518-003_CPS" by [Chris Sampson] is licensed under [CC BY 2.0](#)



"Dolphin made from Reclaimed Plastics" by [Larry Koester] is licensed under [CC BY 2.0](#)



"Washed Ashore: Art to Save the Sea" by [IIP Photo Archive] is licensed under [CC BY 2.0](#)



"Washed Ashore: Art to Save the Sea" by [IIP Photo Archive] is licensed under [CC BY 2.0](#)



"Trash Talking Turtle" by [Sheila Sund] is licensed under [CC BY 2.0](#)



BBC Teach

Live Lessons

