


5-10 minutes activities spread throughout the day are better than longer activities.

Challenge 1


Literacy Our story this week is



Read the book or watch here

<https://www.youtube.com/watch?v=Wc2XxyNf4Qk>

Pencil control colour in the stripes on the tiger, don't forget to add your name



<https://www.twinkl.co.uk/resource/t-t-253328-indian-tiger-colouring-page>

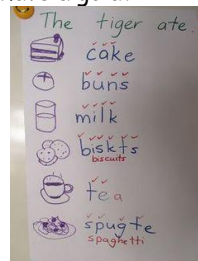
Make some invitations for everyone at home to come to



the tea party.

<https://www.twinkl.co.uk/resource/t-t-6836-tiger-tea-invitation-templates>

Lists, can you make a shopping list of the things you will need for tea? You can draw them or have a go at



emergent writing.

Challenge 2

Art Tiger collage - find an easy tiger shape to cut out or print. Collage with lots of different materials to show the stripes.

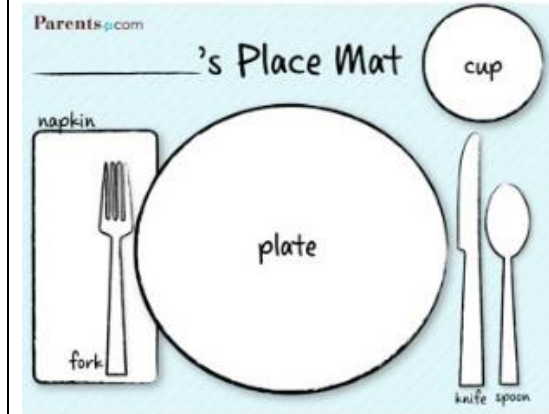


instructions on making a tiger with a toilet roll tube on

<https://www.twinkl.co.uk/resource/t-t-17008-cardboard-tube-tiger-chinese-new-year-craft-instructions>

Challenge 3

Communication and Language - Set the table for tea, what will you need? How will you set it out? This printable place mat can help your child to learn how to do it.



<https://www.parents.com/fun/printables/other/table-setting-place-mats/>

Play knock knock, one person hides behind the door and knocks loudly. The others say "who is it?" The person at the door can pretend to be someone, It is a grumpy giant can I come to tea? Silly voices help. Swap over.

Challenge 4

Maths

Below are links to two maths activities linked to farms.
See details below

Challenge 5

Understanding the world



<https://www.changingthetale.com/post/recipe-animal-paw-cookies>

Bake some cakes or cookies for tea, BBC good food has some really simple recipes for children. Cake making is great for looking at how things change. Dry to liquid, not cooked to cooked. Cold/ hot. How will you know when they are ready? Lots of senses work here, feel, sight, smell and finally taste.

How are you going to decorate them? Stripy like the tiger?

Most of the children have made their own sandwich at school and this is a great skill to know.

Tigers

What can you find out about tigers? This is a lovely short film of a mother tiger and her cubs at Longleat safari park <https://www.youtube.com/watch?v=gtbo4sCgrfk>



Challenge 6

Physical

- Running around is a great way to get rid of energy but staying very still is a much harder skill to learn. Play Roaring tigers and sleeping tigers games below
- Join Joe Wickes every morning at 9 am on youtube
- Make black and orange playdough. Can you make a



- Have a try of pouring water or juice into different size cups for everyone. (Might be a good garden activity)
-

Maths Challenges - 25.5.20

Take your maths learning outside.

Why not make a set of number pebbles, these are a versatile learning resource and can be used to help children learn to count, recognise and order numbers. Collect smooth pebbles or stones on your next walk or trip to the beach. Using a permanent marker or acrylic paint write numbers 1-10 or 1-20 on the pebbles.

Below are some activities that can be done outdoors using your pebbles.

1. Scavenger hunt - Hide the pebbles around the garden. Hide them **inside/behind/next to/in front** of different objects in the garden and find out how well your child understands and responds to positional language. Give your child verbal instructions about where you have hidden the pebbles
E.g a pebble is **under** a plant pot, a pebble is **behind** the watering can.
2. When your child finds the pebbles can they order them correctly from 1-10/20. You could set a timer to add further challenge and excitement.
3. Now your pebbles are in order challenge your child to find items of each amount. E.g 1 stone, 2 leaves, 3 flowers etc. Can they count the objects accurately using 1:1 counting? Can they match their amount to the correct number?



Ways to practise maths skills



outdoors



There are many activities you can do at home to make maths more real and exciting.

1. How big/small/deep?

Take a metre piece of string stick outside and use it to check and measure the things you come across.

2. Flowerpot percussion

Collect a number of flowerpots of different shapes and sizes, and turn them upside down for your child to use as drums. Do the bigger pots produce a different sound?

3. How many steps?

Get your child to measure distances using large steps. Set them challenges, like, "How many steps is it to the next lamp post?" Estimate then check, and see how they become more accurate with practice.'

4. Ball bouncing patterns

A good activity for kids who love sports. Take a ball outside and challenge your child to copy a pattern that you make up, such as 'bounce, roll, throw.' Say the instructions out loud. Can your child come up with their own pattern for you to copy?

5. Find five

Draw a line on the ground using chalk, and arrange five natural objects (a stone, a leaf, a pine cone, etc.) on one side of the line. Your child has to find five matching objects and copy your layout as a mirror image on the other side of the line: a good lesson in. symmetry

Roaring Tigers

Time to be loud and run around!

You will need:

- ✦ A blindfold – an old scarf or tie will work
- ✦ Space to run

How to Play:

- 1 One person is 'it', and wears a blindfold so they cannot see anything.
- 2 The person who is 'it' calls out, 'Where are the Tigers?', and the other players must answer with a loud ROAR. They can ask 'Where are the Tigers?' as many times as they like, and the other players must always roar back.
- 3 The person who is 'it' must listen to the roars and try to catch another player, who will then become 'it'.



ROAR!

ROAR!

Sophie's Tip
Make sure you clear the floor – remember the person who is 'it' can't see.

Sleeping Tigers

How still can you stay?

You will need:

- ✦ One person to be the judge
- ✦ Space to lie in

How to Play:

- 1 For this game, all the players have to lie very still on the floor.
- 2 The judge walks about, watching everyone very carefully. Anyone who giggles, twitches or wriggles is out!
- 3 The last person lying still is the winner.



Sophie's Tip
The judge can't touch anyone while walking around, but they can make them laugh any other way!

Songs to sing

Tiger song <https://www.youtube.com/watch?v=K8bmCbsW5OA>

Polly put the kettle on <https://www.bbc.co.uk/teach/school-radio/nursery-rhymes-polly-put-the-kettle-on/zf8vhbk>

Pat a cake <https://www.youtube.com/watch?v=jdq50KzCR9w>

Tiger who came to tea song <https://www.youtube.com/watch?v=qXn6nYfxcio>

Share a Book or Listen to a story :

Tiger Karaoke <https://www.youtube.com/watch?v=CgTHukOXhDw>

The Bear who came to babysit <https://www.twinkl.co.uk/resource/the-bear-who-came-to-babysit-ebook-t-e-2548928>

Mrs Kennett and Miss Taylor