

Challenge 1

Phonics "ng" sound as in "ring". Watch Geraldine the Giraffe remind us about this sound:-

<https://www.youtube.com/watch?v=vQshNmncnBs>



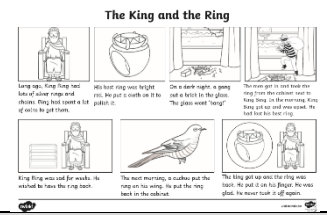
Here are few more short video clips helping us to read, write and identify the "ng" sound.

<https://www.youtube.com/watch?v=Nrjb0rIer5M>

<https://www.youtube.com/watch?v=zb6S29aUZKS>

<https://www.twinkl.co.uk/resource/t-l-53334-ng-phoneme-spotter-story>

click on the link and read the story of the King and the Ring - how many words can you find with the "ng" sound?



Challenge 2

Maths - Continue with White Rose Maths, the story this week is "The Very Busy Spider."

<https://whiterosemaths.com/homelearning/early-years/>

Cooking and baking

Make the most of everyday opportunities by encouraging children to get involved in cooking and baking where possible. Weighing out ingredients gives opportunities to read numbers and think about real-life measures. If the recipe is for 12 cupcakes, but you want to make more or fewer, encourage children to think about what we need to double or halve to find the new quantities that are needed.



Independent Activities

Physical Development

Cosmic kids - a very hungry caterpillar
<https://www.youtube.com/watch?v=xhWDiQRrC1Y>

First name and surname writing practise (printable below)

Now we are beginning to get ready for Year 1 we need to practise writing our surname (family name) as well as our first name. Can you ask an adult to help you write your full name out for you to copy every day this week! Don't forget to keep practising the days of the week songs too!



<https://www.bbc.co.uk/cbeebies/curations/days-of-the-week-songs>

Understanding the World

Can you make a "Journey Stick"? A journey stick (also known as a story stick or nature stick) is essentially a memento of a nature walk, featuring items collected whilst on the walk. These might be things like leaves, twigs, flowers, feathers or anything else natural that you find along the way. Do you want your journey stick to have a theme? For example, a colour, all flowers, all leaves. How long does your stick need to be? Think about how long your walk is! When you get back can you write a list of all the items you collected?



Challenge 3

Understanding the World - this looks like fun!

Grow a Rainbow!

You will need:

- Kitchen roll
- Felt tip pens
- 2 x small bowls
- A paperclip
- Wool/string/thread



1. Cut the piece of kitchen roll into the shape of a rainbow.
2. Colour a rainbow with felt tips up to about 2cm on each side.
3. Attach the paperclip to the top and tie a piece of thread to it - this give you something to hold on to.
4. Fill each bowl with water. Hold your rainbow with the ends slightly submerged in the water then watch your rainbow grow! (We would love some photos of these - email or eexat!)

Challenge 4

Literacy

Draw a picture and write a letter to the new children who are due to start our school.

The new Reception children have now received their places at our school. Do you remember receiving a letter from the children last year?

Think about what they might like to know?
What is your favourite part of the school day?
What is your favourite activity?
Think about what you wanted to learn about starting a new school last year.

Ask an adult to take a photograph of your letter and email to us on our new bluebell class email address. You never know, yours might make it to the school website!

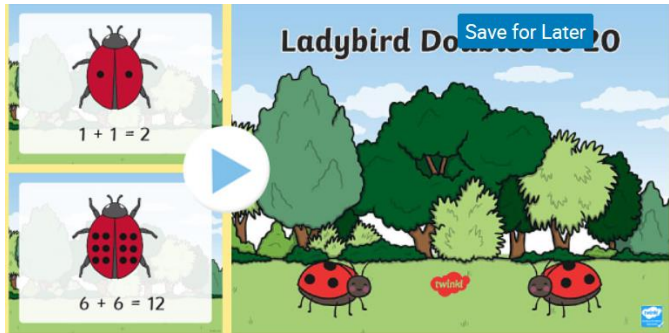
Get Creative!

<https://www.thenational.academy/reception/foundation/instrument-gift-reception-wk3-3>

<https://www.thenational.academy/reception/foundation/birthday-cake-reception-wk3-4>

<https://www.thenational.academy/reception/foundation/birthday-card-reception-wk3-5>

Extra Maths Challenge: Doubling and Halving



<https://www.twinkl.co.uk/resource/t-c-254566-ladybird-doubles-to-20-powerpoint>



<https://www.twinkl.co.uk/resource/t-n-1143-doubling-and-halving-powerpoint>

Here are some practical activities you might like to try.



Finding half of a number



Make doubles

1 Complete the sentences.

Use the pictures to help you.



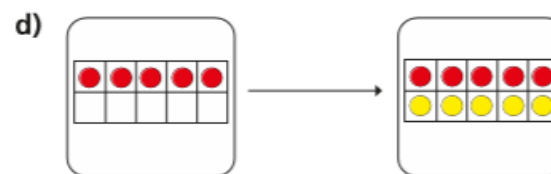
Double 1 is



Double 2 is



Double is



Double is

2 Match the doubles to the additions.

Double 3

6 + 6

Double 6

7 + 7

Double 10

3 + 3

Double 7

10 + 10

3 Fill in the gaps.

a) Double 15 is

b) Double 11 is



c) Double 12 is

d) Double 20 is

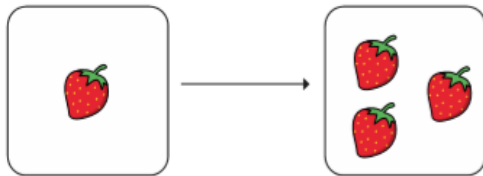
e) Double is 8

f) Double is 16

4



I have doubled the number of strawberries.



Do you agree with Mo? _____

Talk about it with a partner.



I can write my
name every day!



Wednesday

Monday

Thursday

Tuesday

Friday