


5-10 minutes activities spread throughout the day are better than longer activities.

### Challenge 1



#### Literacy

Read the book together or online

[https://www.youtube.com/watch?v=eXHScpo\\_Vv8](https://www.youtube.com/watch?v=eXHScpo_Vv8)

Cut out some green circles to write the letters from your name in. You could hang it on your bedroom door. Make a caterpillar head like in the story. Don't forget his feet.



### Challenge 2

Art Make your own caterpillar, use a plastic cup to dip in paint. You can choose your favourite colours. Use a fork to make the grass.



Make a beautiful colourful butterfly. Paint your hands with lots of bright colours, press this on to a butterfly template. When it is dry you can cut it out and decorate with sequins or stickers.



### Challenge 3

#### Communication and Language -

Listening to and identifying sounds is really important, this stage comes before hearing sounds for reading. This is a really nice game to play on the ipad or computer. Phonics play have made their site free at present using this login

Username: **march20**

Password: **home**

<https://new.phonicsplay.co.uk/resources/phase/1/sound-starters>

DIY Telephone **The activity -** [Super Simple Listening game and Crafts for Kids by Kids Activities Blog](#)

This simple, crafty telephone will engage kids for hours. All they need to do is paint some plastic cups, poke a hole in each of them, and thread string through the bottom. You can experiment with various speaking activities but we recommend the old school game of telephone where kids whisper to each other and pass the message around.


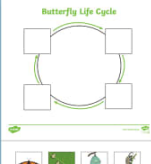



#### What you need

2 Plastic Cups

string or wool

stickers or paint for Decoration



<p>Challenge 4</p> <p><b>Maths</b></p> <p>Below are links to two maths activities linked to farms. See details below</p>	<p>Challenge 5</p> <p><b>Understanding the world</b> Twinkl have a lovely story called the cautious caterpillar  <a href="https://www.twinkl.co.uk/resource/t-l-526203-the-cautious-caterpillar-ebook">https://www.twinkl.co.uk/resource/t-l-526203-the-cautious-caterpillar-ebook</a></p>  <p><a href="https://www.twinkl.co.uk/resource/t-t-12809-eyfs-butterfly-life-cycle">cautious-caterpillar-ebook</a></p>  <p>A nice cut and stick lifecycle of a butterfly</p> <p><a href="https://www.twinkl.co.uk/resource/t-t-12809-eyfs-butterfly-life-cycle">https://www.twinkl.co.uk/resource/t-t-12809-eyfs-butterfly-life-cycle</a></p>  <p>Come outside - Butterflies  <a href="https://www.youtube.com/watch?v=7l6nnv9ijBQ">https://www.youtube.com/watch?v=7l6nnv9ijBQ</a></p> <p>When you are out carefully peep under leaves and see if you can spot some caterpillar eggs.</p>	<p>Challenge 6</p> <p><b>Physical</b></p> <ul style="list-style-type: none"> <li>• Cosmic yoga - The hungry caterpillar  <a href="https://www.youtube.com/watch?v=YnuOeG2EpVk">https://www.youtube.com/watch?v=YnuOeG2EpVk</a></li> <li>• Join Joe Wickes every morning at 9 am on youtube</li> </ul>  <p><i>Love Laughed Learned the room</i> DIY Butterfly Wings</p> <p>Make some really simple butterfly wings and fly around outside. Playdough butterfly, can you make a pattern on the wings?</p> 
--	---	---

## Maths Challenges - 18.5.20

### Smack the Number Counting Game

Prepare some sticky notes with various numbers and place them in front of your child armed with a fly swatter. The goal of this simple yet fun game is for the little ones to identify the number on the dice and match it with the ones written on sticky notes before smacking the correct answer with a fly swatter!

#### What you need -

Dice

Fly Swatter

Sticky Notes



### DIY Lego Pattern Cards

In a nutshell - Good, old LEGO. Useful - in so many different ways, here it comes to the rescue yet again. Prepare some cards with colourful blocks on them and let your child discover colour patterns and reproduce them with LEGO blocks. Start with simple 2 colour patterns.

#### What you need -

Paper Cards

Coloured Pencils

LEGO Blocks

Top 10 Counting Songs by Super Simple Songs - Kids Songs




## Musical Maths

When children are singing they are taking in information and training the brain but they don't think they are, they think they are just having fun. Singing is an aerobic activity that boosts oxygenation in the bloodstream, increasing mental alertness". Check out these 10 lovely number songs to give it a go. Top 10 Counting Songs by Super Simple Songs - Kids Songs

<https://www.youtube.com/watch?v=7D4K9oi7oBM>

### What you need -

IPad/Tablet



## Lego Tower

For this simple activity find 20 Lego duplo blocks in various colours and write the numerals from 1-20 on the sides of them, using a permanent marker. On an opposing face of each one draw the corresponding number of dots so that they could be counted to match the correct amount. Then lay them out on the floor with the numbers showing and set the challenge to put them into a tall tower in the right order. Use your tower on ten/20 to measure things around the house.

### Key Vocab:

Long Measure

Tall cm

Short Wide

Narrow

### What you need -

Lego

Marker pen

Use your tower on ten/20 to measure things around the house.



Songs to sing


There's a tiny caterpillar

<https://www.youtube.com/watch?v=LI2Wo2rRWqM>

Butterfly colour song <https://www.youtube.com/watch?v=RPAZHVNVP0>

Days of the week song <https://www.youtube.com/watch?v=OCuphkWcdDE>

Share a Book or Listen to a story :



Arthur and the caterpillars

<https://www.youtube.com/watch?v=jLNvHuN4tYk>



A great book to explain the Coronavirus to children.

[https://issuu.com/sophie\\_marshall/docs/stay\\_home\\_superheroes](https://issuu.com/sophie_marshall/docs/stay_home_superheroes)

Mrs Kennett and Miss Taylor