







5-10 minutes activities spread throughout the day are better than longer activities.

Challenge 1	Challenge 2	Challenge 3
<p>The Egg and Bean Game</p>  <p>Put some beans on the table and count them.</p> <p>Have the children hide their eyes and put a few beans under the egg. How many are under there?</p> <p>You can use a cup if you don't have any plastic eggs. Keep numbers small and increase as necessary.</p>	<p>Using toilet roll tubes make some cute bunnies. Leave one tube round and slightly squash the other. Dip the end in some paint on a saucer or plastic food tray. Press onto paper to make your bunny head. Allow to dry and use felt tips to draw the bunny faces and some grass to eat.</p> 	<p>Make a bunny hat, this will be useful if you are doing an Easter egg hunt around at home. Cut out some bunny shaped ears and decorate them. Cut a long rectangle to fit around your head. A large cereal box would work for this, you can always join two strips to make it long enough. Make some eyes or use googly if you have them, a nose and whiskers from wool, pipe cleaners or thin card strips. Stick them on and the ears and get some help to join the strip, HOPPY EASTER!</p> 
<p>Challenge 4</p>  <p>Why not make a ramp and roll down some plastic eggs (most supermarkets have them). Put different things in the middle small toys, pasta, cotton wool, does it make any difference to the distance travelled. How long can you make a ramp? Find a way to measure the distance.</p>	<p>Challenge 5</p> <p>Cut out an egg, draw a zigzag to cut along. Make a spring chick to go inside your egg. Stick eyes and a beak and feathers if you have any. The best thing to join the two halves is a split pin however some wool through a hole on each part of the egg will do. Your chick can now hatch out of the egg.</p> 	<p>Challenge 6</p>  <ul style="list-style-type: none"> • Fill some eggs with challenge on strip of paper or cut some out and stick challenges on back. Bunny hops, frog jumps, pencil rolls, sideways stepping, ninja kicks etc Put them in an epty egg box, take turns to choose one without peeping. • Join in with Joe Wickes every morning at 9 am on youtube

Sing a song

We love to sing, here are some good Easter themed songs to sing together

<https://youtu.be/IEey4LZLeGw> Spring chicken song

<https://youtu.be/VY4joIoPf80> bunny song

<https://www.bbc.com/teach/school-radio/nursery-rhymes-did-you-ever-see-a-bunny/z7vmd6f> Did you ever see a bunny?

<https://www.bbc.com/teach/school-radio/nursery-rhymes-five-little-speckled-frogs/zjjbnrd> 5 little speckled frogs

<https://www.bbc.com/teach/school-radio/nursery-rhymes-five-little-ducks-went-swimming-one-day/z43xwty> 5 little ducks

Share a Book or Listen to a story

<https://youtu.be/qTkbVYqN1FE> Chicken Licken a traditional tale with lots of rhyming

<https://youtu.be/tmv1z8a5LU> The frog prince

<https://youtu.be/b6JX4AuQbMs> The little red hen

Mrs Kennett and Miss Taylor