

Spanish

KSI ACTIVITY PACK



COORDINATE WITH TEACHERS

Follow the learning plans, but have a chat with the teacher to learn what is expected of them and of you. Build a workflow that works for your child and your family.



SET A SCHEDULE...

You may be following a lesson plan, but it's up to you and your child to set how you'll work with it. If you do have the flexibility, set up times for study and breaks at times that work with your child and family.



...BUT BE FLEXIBLE

Changes do happen. Even if you have lesson plans and study schedules, home school is a new scenario for many. Don't be too hard on yourself. Allow time to adjust.



LEAN IN TO YOUR CHILD'S NATURAL INTERESTS

If your child is really engaged and self-driven on certain topics, schedule these topics during times where you can take a mental break or focus on other work.




CONNECT WITH PARENTS

Mailing lists of group chats are helpful. You can chat with parents going through home school the first time, share stories, get tips. Times may be hard but you don't have to go through it alone.



FIND SOME ONLINE RESOURCES FOR...

- Worksheets and Activities
- Online quizzes
- Focus timers



ARC EN CIEL - COLOURS

WHAT YOU NEED

Les ciseaux- scissors
couleurs- colours

VOCABULARY

Rouge- red

Orange- orange

Jaune- yellow

Vert- green

Bleu- blue

Violet- purple

Blanc- white

INSTRUCCIONES:

1. WITH THE HELP OF AN ADULT, PRINT OUT THE WORKSHEET BELOW.
2. TO LEARN THE COLOURS, WATCH THE YOUTUBE VIDEO 'LEON LE CAMÉLÉON':
<https://youtu.be/trsEbqJ9L3E>
3. AFTER LEARNING OUR COLOURS, COLOUR IN THE RAINBOW IN THE CORRECT COLOUR
4. WITH THE HELP OF AN ADULT, CUT THE RAINBOW OUT AND PUT IT AT THE WINDOW TO SUPPORT OUR KEY WORKERS!



Rouge

Orange

Jaune

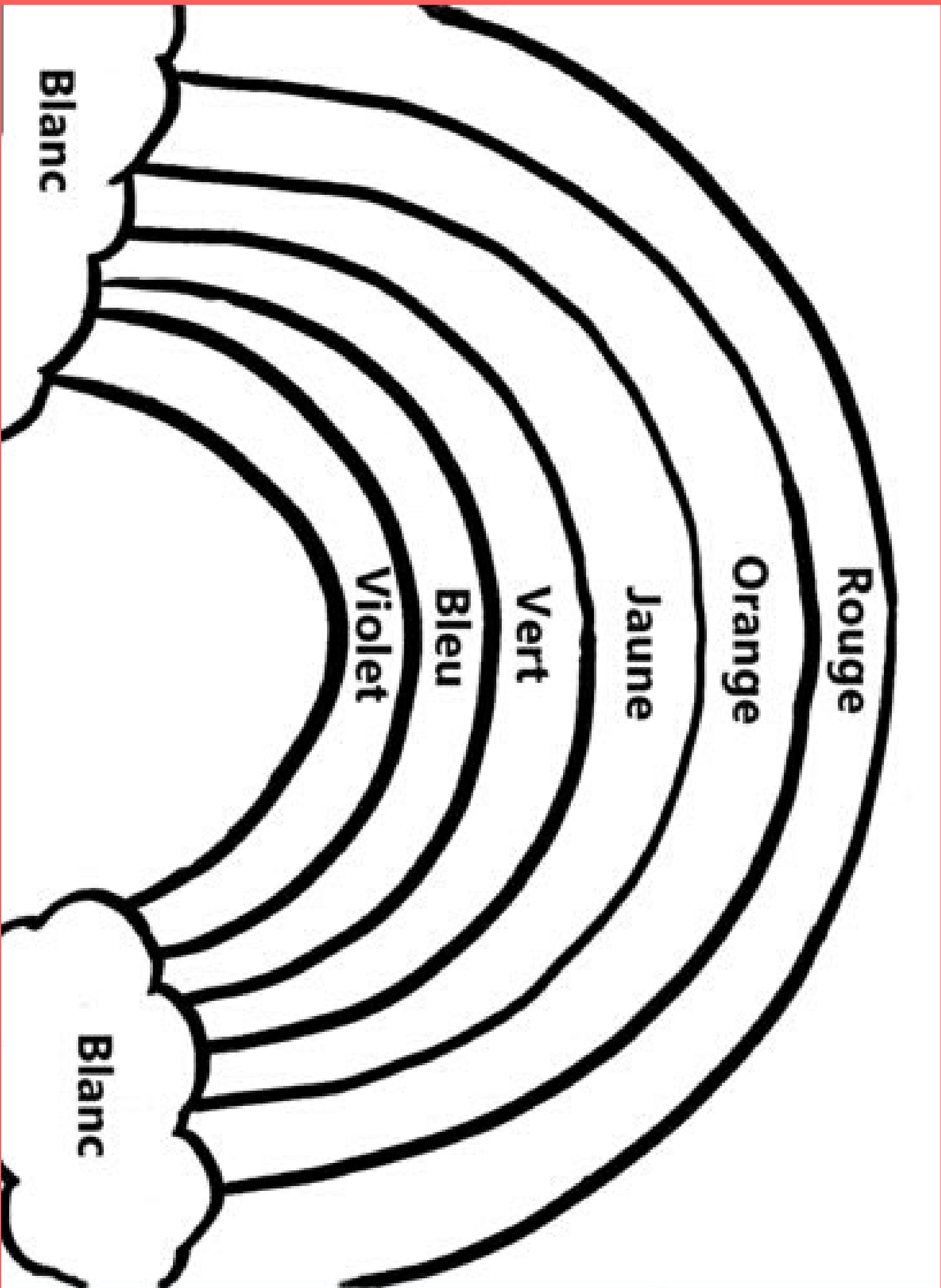
Vert

Bleu

Violet

Blanc

Blanc



WHAT YOU NEED

Crayon- pencil

INSTRUCCIONES:

1. GO OUTSIDE WITH AN ADULT TO CARRY OUT A COLOUR HUNT
2. WHEN YOU FIND THE ITEM, WRITE DOWN WHERE YOU FOUND IT AND IF YOU CAN, TAKE A PICTURE OF THE ITEM!
3. COME BACK IN SIDE AND SEE IF WE HAVE FOUND ALL THE ITEMS- WHAT WERE WE MEANT TO FIND?



MY COLOUR HUNT CHECKLIST

ITEM	WHERE I FOUND IT
L'HERBE VERTE	
ARBRE BRUN	
DEUX FEUILLES VERTES	
DEUX FLEURS ROSES	



MY COLOUR HUNT CHECKLIST

ITEM	WHERE I FOUND IT
L'HERBE VERTE	
ARBRE BRUN	
DEUX FEUILLES VERTES	
DEUX FLEURS ROSES	

FAMILY TREE- ARBRE GÉNÉALOGIQUE

WHAT YOU NEED

Les ciseaux- scissors

La colle-glue

couleurs- colours

VOCABULARIO

Mère- mum

Père- dad

Grand-père- grandad

Grand-mère- grandma

Oncle- uncle

Tante- auntie


Frère- brother










Soeur- Sister



INSTRUCCIONES:

1. DRAW YOUR FAMILY MEMBERS IN THE BOXES AND CUT THEM OUT WITH YOUR CISEAUX. MAKE SURE YOU LABEL YOUR FAMILY MEMBERS!
2. STICK YOUR FAMILY MEMBERS ON YOUR ARBRE(TREE) AND LEAVE IT TO DRY IN A SAFE PLACE.
3. LISTEN TO FAMILY TREE SONG:
<https://www.youtube.com/watch?v=IfLnFGLW588>





WHAT YOU NEED

Coleurs- colours

Crayon- pencil

VOCABULARY

1- une

2- deux

3- trois

4- quatre

5- cinq

INSTRUCTIONS

1. COLOUR IN THE OBJECTS ON THE WORKSHEET
2. JOINING WITH A LINE THE CORRECT NUMBER WITH THE FRENCH WORD
3. COLOUR IN THE NUMBERS
4. LISTEN TO THE NUMBERS SONG
<https://www.youtube.com/watch?v=lsc3qLMaCu8>



six	2
sept	10
un	3
trois	8
cing	4
huit	1
deux	6
neuf	7
quatre	5
dix	9

