

**Spanish!**

# KS2 ACTIVITY PACK



## COORDINATE WITH TEACHERS

Follow the learning plans, but have a chat with the teacher to learn what is expected of them and of you. Build a workflow that works for your child and your family.



## SET A SCHEDULE...

You may be following a lesson plan, but it's up to you and your child to set how you'll work with it. If you do have the flexibility, set up times for study and breaks at times that work with your child and family.



## ...BUT BE FLEXIBLE

Changes do happen. Even if you have lesson plans and study schedules, home school is a new scenario for many. Don't be too hard on yourself. Allow time to adjust.



## LEAN IN TO YOUR CHILD'S NATURAL INTERESTS

If your child is really engaged and self-driven on certain topics, schedule these topics during times where you can take a mental break or focus on other work.




## CONNECT WITH PARENTS

Mailing lists of group chats are helpful. You can chat with parents going through home school the first time, share stories, get tips. Times may be hard but you don't have to go through it alone.



## FIND SOME ONLINE RESOURCES FOR...

- Worksheets and Activities
- Online quizzes
- Focus timers



## WHAT YOU NEED

---

lápiz- pencil

colores- colours



 TeachTool

¿Por qué aprendemos español?

A large, empty rounded rectangle intended for drawing a scenario.

---

---

---

---

---

---

## INSTRUCCIONES:

---

1. THINK ABOUT WHY WE LEARN LANGUAGES- WHAT BENEFITS CAN WE SEE TO LEARN A LANGUAGE?
2. COMPLETE WORKSHEET BY DRAWING SCENARIOS AND WRITE ABOUT WHY LANGUAGES ARE IMPORTANT TO YOU!





TeachTool

# ¿Por qué aprendemos español?

---

---

---

---

---

---

---

## WHAT YOU NEED

Lapiz- pencil

## INSTRUCCIONES:

1. WATCH VIDEO ABOUT GREETINGS IN SPANISH:

<https://youtu.be/k8vSKZl7Nd8>

2. USING THE VOCABULARY WE HAVE LEARNT FROM THE VIDEO, COMPLETE THE WOKSHEET BY JOINING THE WORDS AND DOING A COPYING ACTIVITY

Nombre: \_\_\_\_\_ Fecha: \_\_\_\_\_

### ¡Hola! y ¿Qué tal?

1. Match these greetings in Spanish with their meaning in English

Hola	and you?
Hasta luego	Good morning
Buenos días	Thank you
¿Y tú?	How are you?
Gracias	See you later
¿Qué tal?	Good evening
Adiós	Hello
Buenas noches	Goodbye

2. Copy these Spanish words and phrases and write what they mean in English

	Español	English
Hasta luego	_____	_____
Buenos días	_____	_____
¿Y tú?	_____	_____
Gracias	_____	_____
¿Qué tal?	_____	_____



Nombre: \_\_\_\_\_

Fecha: \_\_\_\_\_

¡Hola! y ¿Qué tal?

1. Match these greetings in Spanish with their meaning in English

Hola	and you?
Hasta luego	Good morning
Buenos días	Thank you
¿Y tú?	How are you?
Gracias	See you later
¿Qué tal?	Good evening
Adiós	Hello
Buenas noches	Goodbye

2. Copy these Spanish words and phrases and write what they mean in English

English	Español	English
Hasta luego	_____	_____
Buenos días	_____	_____
¿Y tú?	_____	_____
Gracias	_____	_____
¿Qué tal?	_____	_____

## WHAT YOU NEED

---

Tijeras- scissors

Pegamento-glue

colores- colours

## VOCABULARIO

---

Lunes- Monday

Martes- Tuesday

Miércoles-

Wednesday

Jueves- Thursday

Viernes- Friday

Sábado- Saturday

Domingo- Sunday

## INSTRUCCIONES:

---

1. <https://youtu.be/C4fREj60Crk>
2. <https://youtu.be/fOq3Y41MSy0>
3. WRITE DOWN THE DAYS OF THE WEEK FROM THE SONG AND CREATE A CALENDAR FROM FOR THIS WEEK, DRAWING OR WRITING DOWN ANY ACTIVITIES YOU HAVE COMPLETED ON EACH DAY!



## WHAT YOU NEED

---

Colores- colours

Lápiz- pencil

## VOCABULARIO

---

Contento/a

(happy)Triste

(sad)Enfadado/a

(angry)Sorprendido/a

a

(surprised)Preocupa

do/a

(worried)Confundido

/a (confused)

## INSTRUCCIONES:

---

1. WATCH THE EMOTIONS VIDEO:  
<https://youtu.be/UIkKLAPaQqU>
2. USING THE VOCABULARY FROM THE SONG AND ON THIS SHEET, COMPLETE THE EMOJI WORKSHEET IT THE FEELING THAT YOU FEEL BEST DESCRIBES THAT EMOJI






EMOTIONS




\_\_\_\_\_



\_\_\_\_\_



\_\_\_\_\_



\_\_\_\_\_



\_\_\_\_\_



\_\_\_\_\_




\_\_\_\_\_




\_\_\_\_\_




\_\_\_\_\_



\_\_\_\_\_



\_\_\_\_\_



\_\_\_\_\_



# DÓNDE VIVES- WHERE DO YOU LIVE?

## WHAT YOU NEED

---

Colores- colours

Lápiz- pencil



TeachTool

## INSTRUCCIONES:

---

1. WATCH THE VIDEO:  
<https://www.youtube.com/watch?v=2nQboTzxMmk>
2. USING THE VOCABULARY FROM THE SONG, USING THE SCAFFOLD STRUCTURE TRY AND WRITE SENTENCES ABOUT WHERE YOU LIVE, AND DESCRIBE YOUR LOCATION/HOUSE. CAN YOU INCORPORATE COLOURS/NUMBERS?

# Where do you live?

¿Dónde vives?

Vivo en

(your city)

Ingllaterra

con mi familia

(with my family)

¿y tú?



Teach Tool



# TODO SOBRE MI- ALL ABOUT ME

## WHAT YOU NEED

---

Colores- colours

Lápiz- pencil

## INSTRUCCIONES:

---

1. COMPLETE THE WORKSHEET ON ALL THINGS ABOUT YOU. HOW MANY SENTENCES CAN YOU WRITE ABOUT YOURSELF? WHAT ABOUT YOUR FAMILY?



**TeachTool**

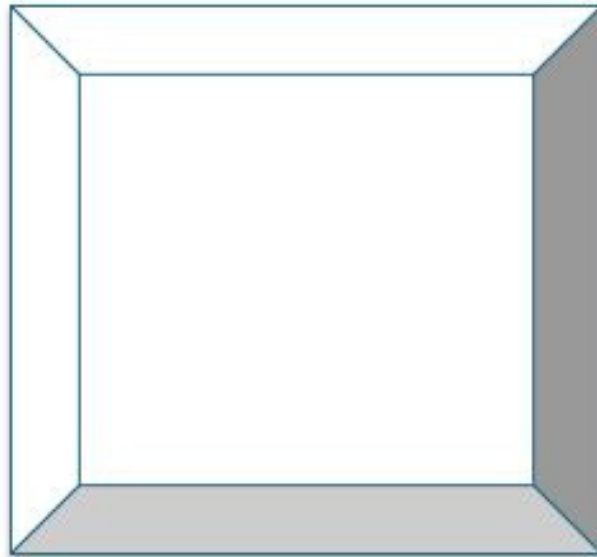
# TODO SOBRE MI

Fill in the gaps below to show what you have learnt this term:

## YO

Me llamo....

Yo (draw a picture of yourself)



## MI FAMILIA

Circle which family members you have in your family:



Write them in Spanish:

Write how many of each family member you have (in Spanish if you can):

--	--	--	--	--

Circle your favourite colour (and write it in Spanish if you can)

