

Spanish!

KSI ACTIVITY PACK



COORDINATE WITH TEACHERS

Follow the learning plans, but have a chat with the teacher to learn what is expected of them and of you. Build a workflow that works for your child and your family.



SET A SCHEDULE...

You may be following a lesson plan, but it's up to you and your child to set how you'll work with it. If you do have the flexibility, set up times for study and breaks at times that work with your child and family.



...BUT BE FLEXIBLE

Changes do happen. Even if you have lesson plans and study schedules, home school is a new scenario for many. Don't be too hard on yourself. Allow time to adjust.



LEAN IN TO YOUR CHILD'S NATURAL INTERESTS

If your child is really engaged and self-driven on certain topics, schedule these topics during times where you can take a mental break or focus on other work.




CONNECT WITH PARENTS

Mailing lists of group chats are helpful. You can chat with parents going through home school the first time, share stories, get tips. Times may be hard but you don't have to go through it alone.



FIND SOME ONLINE RESOURCES FOR...

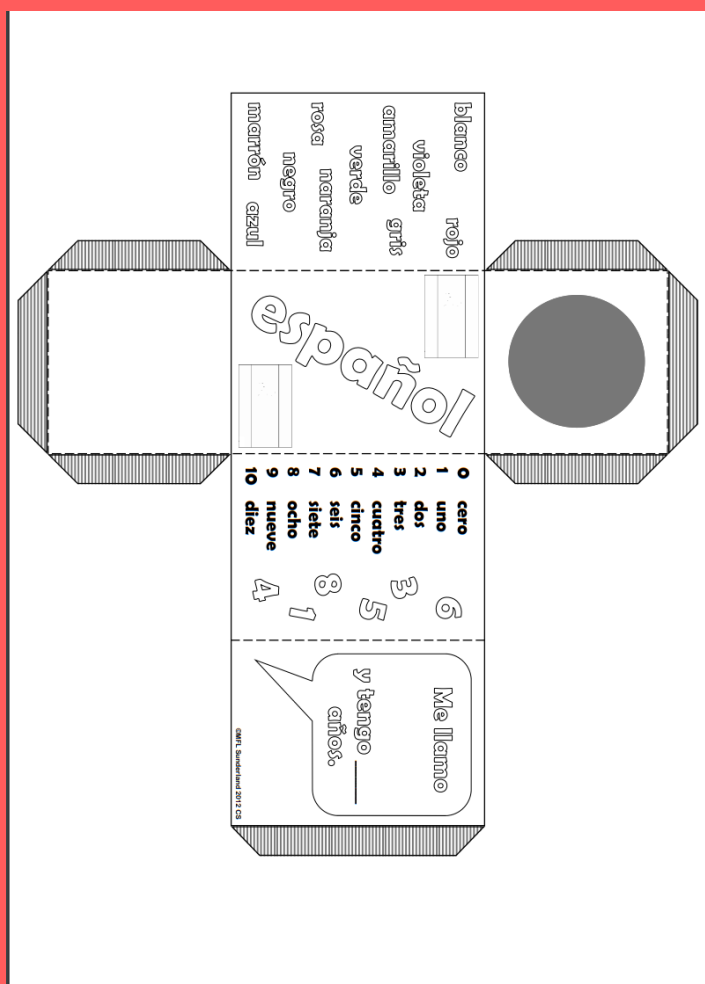
- Worksheets and Activities
- Online quizzes
- Focus timers



NUMEROS Y COLORES- PENCIL POT

WHAT YOU NEED

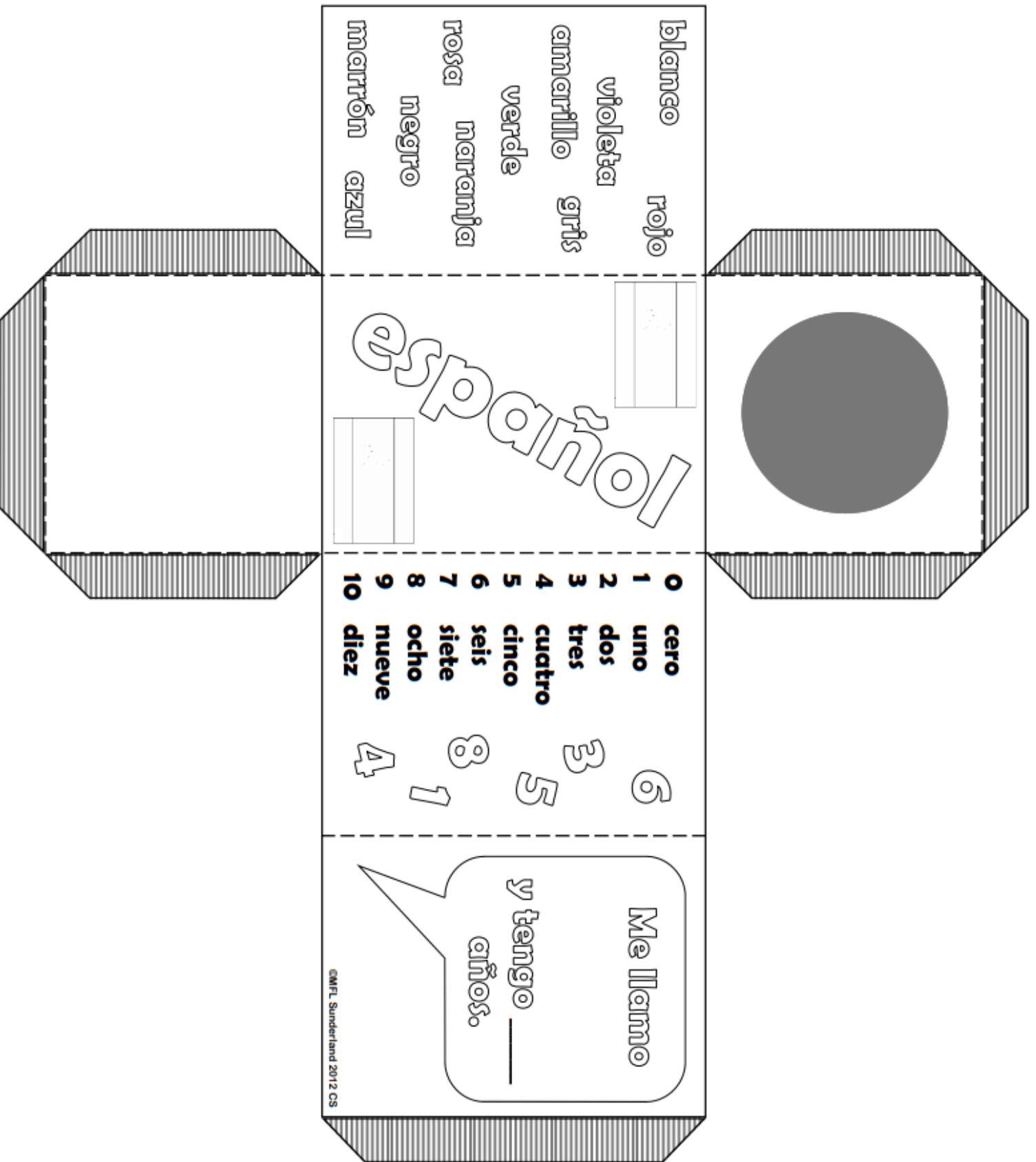
Tijeras- scissors
Pegamento-glue
colores- colours



INSTRUCCIONES:

1. COLOUR IN YOUR SHEET USING YOUR COLORES.
2. WITH THE HELP OF AN ADULT, USE THE TIJERAS TO CUT OUT THE SHAPE
3. FOLD AT THE EDGES AND STICK TOGETHER USING THE PEGAMENTO
4. LEAVE IN A SAFE PLACE TO DRY





blanco
rojo
violeta
gris
amarillo
verde
rosa
naranja
negro
marrón
azul

español

0 **cero**
1 **uno**
2 **dos**
3 **tres**
4 **cuatro**
5 **cinco**
6 **seis**
7 **siete**
8 **ocho**
9 **nueve**
10 **diez**

6
3
5
8
1
4

Me llamo _____
y tengo _____
años.

WHAT YOU NEED

Lapiz- pencil



MY COLOUR HUNT CHECKLIST	
ITEM	WHERE I FOUND IT
CÉSPED VERDE	
ÁRBOL MARRÓN	
2 HOJAS VERDES	
2 FLORES ROSAS	

INSTRUCCIONES:

1. GO OUTSIDE WITH AN ADULT TO CARRY OUT A COLOUR HUNT
2. WHEN YOU FIND THE ITEM, WRITE DOWN WHERE YOU FOUND IT AND IF YOU CAN, TAKE A PICTURE OF THE ITEM!
3. COME BACK IN SIDE AND SEE IF WE HAVE FOUND ALL THE ITEMS- WHAT WERE WE MEANT TO FIND?



WHAT YOU NEED

Tijeras- scissors

Pegamento-glue

colores- colours

VOCABULARIO

Mamá- mum

Papá- dad

Abuelo- grandad

Abuela- grandma

Tío- uncle

Tía- auntie


Hermano- brother










Hermana- Sister



INSTRUCCIONES:

1. DRAW YOUR FAMILY MEMBERS IN THE BOXES AND CUT THEM OUT WITH YOUR TIJERAS. MAKE SURE YOU LABEL YOUR FAMILY MEMBERS!
2. STICK YOUR FAMILY MEMBERS ON YOUR ÁRBOL(TREE) AND LEAVE IT TO DRY IN A SAFE PLACE.
3. LISTEN TO FAMILY TREE SONG:
https://www.youtube.com/watch?v=_T1svGpYS28





WHAT YOU NEED

Colores- colours

Lápiz- pencil

VOCABULARIO

1- uno

2- dos

3- tres

4- cuatro

5- cinco

INSTRUCCIONES:

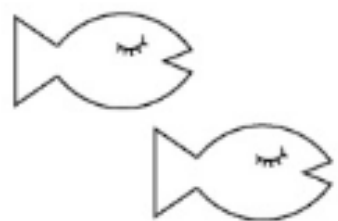
1. COLOUR IN THE OBJECTS ON THE WORKSHEET
2. JOINING WITH A LINE THE CORRECT NUMBER WITH THE SPANISH WORD
3. COLOUR IN THE NUMBERS
4. LISTEN TO THE NUMBERS SONG
<https://www.youtube.com/watch?v=8ydJr1ls8xl>



Spanish Numbers Matching Activity (1-5)

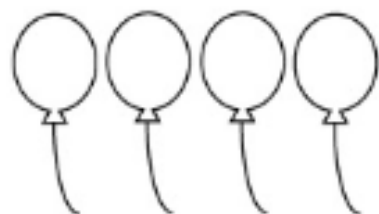
Name: _____

Match pictures to numbers and number words.



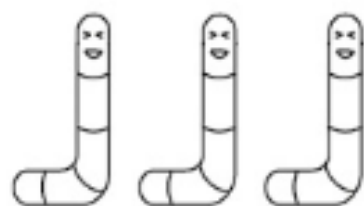
1

cuatro



3

dos



2

uno



5

tres



4

cinco
