

**French!**

# KS2 ACTIVITY PACK



## COORDINATE WITH TEACHERS

Follow the learning plans, but have a chat with the teacher to learn what is expected of them and of you. Build a workflow that works for your child and your family.



## SET A SCHEDULE...

You may be following a lesson plan, but it's up to you and your child to set how you'll work with it. If you do have the flexibility, set up times for study and breaks at times that work with your child and family.



## ...BUT BE FLEXIBLE

Changes do happen. Even if you have lesson plans and study schedules, home school is a new scenario for many. Don't be too hard on yourself. Allow time to adjust.



## LEAN IN TO YOUR CHILD'S NATURAL INTERESTS

If your child is really engaged and self-driven on certain topics, schedule these topics during times where you can take a mental break or focus on other work.




## CONNECT WITH PARENTS

Mailing lists of group chats are helpful. You can chat with parents going through home school the first time, share stories, get tips. Times may be hard but you don't have to go through it alone.



## FIND SOME ONLINE RESOURCES FOR...

- Worksheets and Activities
- Online quizzes
- Focus timers



# LANGUES- WHY WE LEARN LANGUAGES

## WHAT YOU NEED

---

crayon- pencil  
couleurs- colours




## INSTRUCTIONS

---

1. THINK ABOUT WHY WE LEARN LANGUAGES- WHAT BENEFITS CAN WE SEE TO LEARN A LANGUAGE?
2. COMPLETE WORKSHEET BY DRAWING SCENARIOS AND WRITE ABOUT WHY LANGUAGES ARE IMPORTANT TO YOU!



# ¿Porquoi apprendre une langue étrangère?



---

---

---

---

---

---

---

---

# BONJOUR!- BASIC GREETINGS

## WHAT YOU NEED

Crayon- pencil

## INSTRUCTIONS

1. WATCH VIDEO ABOUT GREETINGS IN FRENCH:

<https://youtu.be/atNkl6QFZ50>

2. USING THE VOCABULARY WE HAVE LEARNT FROM THE VIDEO, COMPLETE THE WORKSHEET

### French greetings

Exercise A: Answer each question in French using the face symbol as a clue.

A : Bonjour Jean, ça va ?  
B : 😊

A : Salut Pierre, ça va ?  
B : 😞

A : Bonjour Juliette, ça va ?  
B : 😊 !!!


A : Salut Delphine, ça va ?  
B : 😊

Exercise B: Match the French and English.

français
bonjour
au revoir
salut
très
ça va?
bien
merci
mal
et
pas mal
toi



anglais
very
thank you
goodbye
how are you?
and
you
hello
bad
not bad
hi
good, well



Exercise C: Find the English words hidden in the grid in French.

S	A	L	U	T	A	S	D	F	G	H
Q	W	E	R	T	Y	U	A	G	J	D
A	Z	G	T	R	T	M	C	N	M	I
Z	C	B	V	U	P	L	E	Z	Q	M
A	X	S	E	R	T	H	Y	R	P	Z
S	B	D	R	Y	H	J	L	X	C	K
B	I	B	C	A	V	A	X	R	G	I
F	E	R	Q	T	U	O	P	I	B	N
X	N	Q	R	Y	J	L	R	O	Z	W
C	X	B	N	K	G	U	H	V	R	O
P	L	I	C	Q	O	V	N	E	V	W
C	O	B	M	J	H	F	E	R	Y	I
T	O	J	N	H	B	C	Z	U	Q	P
G	H	O	I	P	R	T	W	A	Z	L
B	B	N	O	L	A	M	R	K	J	F

hello  
goodbye  
hi  
thank you  
and  
bad  
very  
good, well  
you  
how are you?



**Exercise A: Answer each question in French using the face symbol as a clue.**

A : Bonjour Jean, ça va ?

B : 😊

A : Salut Pierre, ça va ?

B : ☹️

A : Bonjour Juliette, ça va ?

B : 😊 !!!

A : Salut Delphine, ça va ?

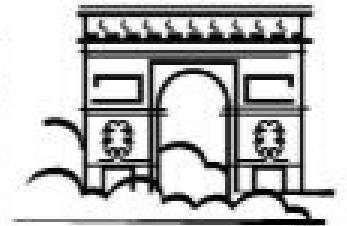
B : 😞

**Exercise B: Match the French and English.**

français
bonjour
au revoir
salut
très
ça va?
bien
merci
mal
et
pas mal
toi



anglais
very
thank you
goodbye
how are you?
and
you
hello
bad
not bad
hi
good, well



**Exercise C: Find the English words hidden in the grid in French.**

S	A	L	U	T	A	S	D	F	G	H
Q	W	E	R	T	Y	U	A	G	J	D
A	Z	G	T	R	T	M	C	N	M	I
Z	C	B	V	U	P	L	E	Z	Q	M
A	X	S	E	R	T	H	Y	R	P	Z
S	B	D	R	Y	H	J	L	X	C	K
B	I	B	C	A	V	A	X	R	G	I
F	E	R	Q	T	U	O	P	I	B	N
X	N	Q	R	Y	J	L	R	O	Z	W
C	X	B	N	K	G	U	H	V	R	O
P	L	I	C	Q	O	V	N	E	V	W
C	O	B	M	J	H	F	E	R	Y	I
T	O	J	N	H	B	C	Z	U	Q	P
G	H	O	I	P	R	T	W	A	Z	L
B	B	N	O	L	A	M	R	K	J	F

- hello
- goodbye
- hi
- thank you
- and
- bad
- very
- good, well
- you
- how are you?

# JOURS DE LA SEMAINE- DAYS OF THE WEEK

## WHAT YOU NEED

---

Les ciseaux- scissors

La colle-glue

Coleurs- colours

## VOCABULARY

---

Lundi- Monday

Mardi- Tuesday

Mercredi-

Wednesday

Jeudi- Thursday

Vendredi- Friday

Samedi- Saturday

Dimanche- Sunday

## INSTRUCCIONES:

---

1. LISTEN TO THE DAYS OF THE WEEK SONG:  
<https://www.youtube.com/watch?v=Lpwf5N0rfVE>
2. WRITE DOWN THE DAYS OF THE WEEK FROM THE SONG AND CREATE A CALENDAR FROM FOR THIS WEEK, DRAWING OR WRITING DOWN ANY ACTIVITIES YOU HAVE COMPLETED ON EACH DAY!



## WHAT YOU NEED

---

Couleurs- colours

Crayon- pencil

## VOCABULARY

---

Content/e

(happy)Triste

(sad)Énervé/e

(angry)Sorpris/e

(surprised)Inquiet/e

(worried)Confus/e

(confused)J'ai soif (I

am thirsty)J'ai faim

(I am hungry)Je suis

fatigué/e (I am

tired) J'ai froid (I am

cold)J'ai chaud (I

am hot)

## INSTRUCTIONS

---

1. WATCH THE  
EMOTIONS  
VIDEO:

[https://www.youtube.com/watch?](https://www.youtube.com/watch?v=Wx7VS3nJH8c)

[v=Wx7VS3nJH8c](https://www.youtube.com/watch?v=Wx7VS3nJH8c)

2. USING THE  
VOCABULARY  
FROM THE  
SONG AND ON  
THIS SHEET,  
COMPLETE THE  
EMOJI  
WORKSHEET  
WITH THE  
FEELING THAT  
YOU FEEL BEST  
DESCRIBES THAT  
EMOJI






EMOTIONS




\_\_\_\_\_



\_\_\_\_\_



\_\_\_\_\_



\_\_\_\_\_



\_\_\_\_\_



\_\_\_\_\_




\_\_\_\_\_



\_\_\_\_\_




\_\_\_\_\_



\_\_\_\_\_



\_\_\_\_\_



\_\_\_\_\_



## WHAT YOU NEED

---

Colores- colours

Crayon- pencil



## INSTRUCTIONS

---

1. TRY AND WRITE DOWN AS MANY QUESTIONS AS YOU CAN REMEMBER IN FRENCH: WHAT IS YOUR NAME? HOW OLD ARE YOU? WHERE DO YOU LIVE?
2. COMPLETE THE WORKSHEET BY MATCHING UP THE CORRECT WORDS TO MAKE A SENTENCE





Read the questions below and try to create the correct answer using the options below:

1. ¿Quel age as-tu?

Answer: 9

J'ai	Sept	añs
Il a	Huit	ans
Elle a	Neuf	an

2. ¿ça va?

Answer: I am good thank you

ça va	bien	mercis
Ca va	bonne	merci
Je suis	mal	s'il vous plait

3. ¿quelle est la date de sa anniversaire?

Answer: 4th August

Sa anniversaire	est	le	quatorze d'aout
Son anniversaire	c'est	la	quatre d'aout
La anniversaire	est	les	quarante d'aout

4. ¿Quelle est la date de la Saint Valentin?

Answer: 14th February

La date de Saint Valentin	est le	quatre de février
Le jour de San Valentin	c'est le	quatorze de février
La jour de San Valentin	est le	quarante de février

5. ¿Quelle est la date de la Saint Sylvestre?

Answer: 31 December

La Saint Sylvestre	c'est le	trente-et-un de decembre
El Saint Sylvestre	est la	trente un de decembre
De la Saint Sylvestre	est le	trente une de diciembre

## WHAT YOU NEED

---

Couleurs- colours

Crayon- pencil

## INSTRUCTIONS

---

1. COMPLETE THE WORKSHEET ON ALL THINGS ABOUT YOU. HOW MANY SENTENCES CAN YOU WRITE ABOUT YOURSELF? WHAT ABOUT YOUR FAMILY?



**TeachTool**



# TOUT SUR MOI

Fill in the gaps below to show what you have learnt this term:

## MOI

Je m'appelle...

J'habite a...  
(draw your house and write  
where you live)

## FAMILY

Members	Mum	Dad	Brother	Sister
Write in French:				
Colours				
Write in French:				