





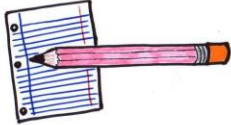


## Welcome to Thistle Class page (2)

Hello again! Hope you are well, enjoying the sunshine and doing lots of great things with your families.

Here are some learning activities which you may want to do this week. You can choose which you want to do.

The most-used links are using your Purple Mash accounts and visiting <https://www.twinkl.co.uk/offer> and entering the code UKTWINKLHELPS.

Literacy - reading	Art Topic - GALLERY REBELS	Maths
<p>Reading Comprehension about a famous artist: Read and complete, remember *, **, *** (hardest).  <a href="https://www.twinkl.co.uk/resource/t2-e-41522-uks2-georgia-okeeffe-differentiated-reading-comprehension-activity">https://www.twinkl.co.uk/resource/t2-e-41522-uks2-georgia-okeeffe-differentiated-reading-comprehension-activity</a></p> 	<p>Look at the colour wheel sheet on the school website's Thistle Class page. Read how primary pigments can be mixed. Experiment with making complementary colours.</p> 	<p>Do some Corbett Maths 5-a-day Primary. Remember which level you are on: Silver, Gold or even Platinum. Find the pdf sheet for each date on the page:  <a href="https://corbettmathsprimary.co/m/5-a-day/">https://corbettmathsprimary.co/m/5-a-day/</a></p> <p>Check your answers:  <a href="https://corbettmathsprimary.co/m/2018/05/30/5-a-day-march-answers/">https://corbettmathsprimary.co/m/2018/05/30/5-a-day-march-answers/</a>  <a href="https://corbettmathsprimary.co/m/2018/05/30/5-a-day-april-answers/">https://corbettmathsprimary.co/m/2018/05/30/5-a-day-april-answers/</a></p>
<p>Use this activity pack and complete the art activity. Use bold, bright, complementary colours. Get outside if you can!  <a href="https://www.twinkl.co.uk/resource/t2-a-205-georgia-okeeffe-activity-pack">https://www.twinkl.co.uk/resource/t2-a-205-georgia-okeeffe-activity-pack</a></p>	<p>Maths          Read about M.C. Escher  <a href="https://www.twinkl.co.uk/resource/t2-t-16765-mc-escher-and-tessellations-powerpoint">https://www.twinkl.co.uk/resource/t2-t-16765-mc-escher-and-tessellations-powerpoint</a> and create your own tessellations.</p> 	<p>R.E.          Read the Christian story of Palm Sunday and complete the puzzle:  <a href="https://www.twinkl.co.uk/resource/what-is-palm-sunday-t-t-26290">https://www.twinkl.co.uk/resource/what-is-palm-sunday-t-t-26290</a>  <a href="https://www.twinkl.co.uk/resource/t-t-19238-palm-sunday-powerpoint">https://www.twinkl.co.uk/resource/t-t-19238-palm-sunday-powerpoint</a>  <a href="https://www.twinkl.co.uk/resource/t2-e-4924-ks2-palm-sunday-word-search">https://www.twinkl.co.uk/resource/t2-e-4924-ks2-palm-sunday-word-search</a></p>
<p>Miscellaneous          You could do some daily mini-projects using these fantastic interactive activities:  <a href="https://classroommagazines.scholastic.com/support/learnathome.html">https://classroommagazines.scholastic.com/support/learnathome.html</a></p>	<p>Literacy          Log in to your Purple Mash account and do the 'Soaring Eagles' grammar game 'synonyms and antonyms'.</p> 	<p>Literacy - writing          Log in to Purple Mash and find your '2Dos'. Do the 'Colour Poem' writing activity.</p> 
<p style="text-align: center;"><b>Remember to get plenty of physical exercise too!</b></p> <p>(Visit <a href="https://www.youtube.com/channel/UCAxW1XT0iEJo0TYIRfn6rYQ">https://www.youtube.com/channel/UCAxW1XT0iEJo0TYIRfn6rYQ</a> for the Joe Wicks - Body Coach TV P.E. lessons.)</p>		